


Phonics Patterns

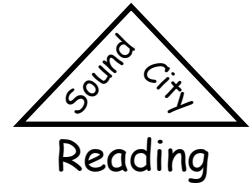
For Beginning Readers

Part 3



Use this file to PRINT the booklet.









a	ant	bright red
ā	safe, rain, play, eight	dark red
ä	ball, salt, talk, Paul, saw, wasp	pink
e	egg, head	light green
ē	he, feet, these, funny, eat, ceiling	dark green
ë	ballet	dark red
i	in	light violet
ī	pine, night, find, wild, my, pie	dark violet
ï	pizza	dark green
o	ox	light orange
ō	go, home, boat, toe, gold, bolt, roll, yolk	dark orange
ö	to, soup, moon	dark blue (same as u/cube)
u	up, a, was, what, the, of, son, love	light blue
ū	cube, glue, fruit, few, Europe	dark blue
ü	push, book, should	olive green
ou	ouch	brown
ow	cow	brown
oi	oil	gold
oy	boy	gold
ar	car	light orange (same as o/ox)
or	horse	dark orange (same as o/go)
er	her	gray
ir	bird	gray
ur	purse	gray
ear	early	gray
our	journal	gray




Entire contents © 2011 By Kathryn J. Davis, 7223 Cedar Lane Drive, Germantown, TN 38138
All rights reserved. Printed in the United States of America.

Permission is hereby granted to teachers, parents, and tutors to reproduce student

Table of Contents

Teaching Notes	4
o_e/home	6
 Read <i>Home</i> in <i>Go For A Ride</i> - Practice Stories for Beginning Readers Volume 2.	
o_e/love.....	10
Sight words: one, once, gone	14
Sight words: move, prove, lose	16
oa/boat	18
oe/toe	22
Sight words: does, shoe, canoe.....	26
 Read <i>Joe's Truck</i> in <i>Go For A Ride</i>	
Syllable study: cup-cake.....	28
Umbrella words: shov-el, mon-ey	32
 Read <i>The Flagpole</i> in <i>Go For A Ride</i> .	
old/ gold, olt/ bolt, oll/ roll, olk/ yolk.....	36
a_/ across	42
Sight word: again	46
 Read <i>The Troll and the Gold</i> and <i>The Dragon and the Ring</i> in <i>Go For A Ride</i> .	
Syllable study: lit-tle, silent e syllables.....	48
 Read <i>Oil</i> in <i>Go For A Ride</i> .	
or/horse.....	52
or/mirror and or/sorry	56
Contractions with <i>not</i>	60
Contractions with <i>are</i> and <i>will</i>	64
 Read <i>A Night Visit</i> in <i>Go For A Ride</i> .	
wor/work.....	68
Suffix study: _ly	72
Suffix study: drop e and add _ed or _ing - raked, raking	76
 Read <i>A Good Book</i> in <i>Go For A Ride</i> .	
u_e/cube, u_e/flute.....	80
_a/panda	84
a/father	88
Syllable study: o/hippo.....	92
Syllable study: u/menu.....	96
 Read <i>My Family</i> in <i>Go For A Ride</i> .	

ue/ glue, ue/ cue	100
ui/ fruit.....	104
ew/ flew, ew/ few	108
ar/ dollar	112
ar/ carrot	116
Contractions: let's, I'm, you're, we're, they're, who're	121

 Read *Luke's Lizard* in *Go For A Ride*.

eu/ neutron, eu/ Europe	124
ie/ shield, ie/ pie	128
Sight word: friend	132

 Read *Two Sleuths* in *Go For A Ride*.


ur/ purse	134
Sight word: bury	138
ear/ early	140
Sight word: heart.....	144
our/ journal	146

 Read *Rude June* in *Go For A Ride*.

kn/ knife.....	150
wr/ wren.....	154
gh/ ghost, gh/ straight	158

 Read *On The Lawn* in *Go For A Ride*.

Review eight/sleigh, ou/ shoulder, and silent e syllables

 Read *A Day At The Park* and *Which One?* in *Go For A Ride*.

Review Charts: Phonogram Patterns, Suffixes, Consonant Blends	162
Sight Words: Review List.....	168

Teaching Notes

1. Students should complete Words and Sentences Part 1 before beginning this book. This is Part 2.
2. Materials listed below are available at www.soundcityreading.com.
3. Students should refer to the Sound Story Part 2 to help them remember the sound pictures and the letters that represent each sound. Wall charts with sound pictures are also available for phonogram review.
4. Introduce one new phonetic pattern per day. Use a flashcard to introduce each pattern. Write the pattern in large print in a blank card. Show the card to the students, and model the sound (or sounds). Each student must look at the card and say the sound, one at a time. Then have the class give the sound in unison.
5. After showing students a new phonetic pattern on a flashcard, pictures for that pattern are introduced first, without the words. This is an important element of the learning process. The teacher should name each picture and have the students repeat. Explain any unfamiliar words. Then the teacher should choose pictures at random from the page, and "say the sounds" for each picture. Each sound should be separated by a short pause. For example, for the word *home*, the

teacher should say h.... ō.... m (the last letter, e, is silent). Students scan the pictures and find the picture which matches the sounds. They look for the identifying letter in the picture box, say the letter, and then say the word in the regular way (not with separated sounds). Continue until all the pictures have been done. This exercise introduces new vocabulary to the students without the burden of having to decode new words, allowing them to focus on meaning. It also helps students learn to hear the separate sounds in each word, and then stick them together to reassemble the word. This is an important skill that develops a student's ability to spell and decode new words. (Note: The pages from this pdf file can be displayed on a large screen using a projector. If this is not available, picture/word cards can be used in the same way in a pocket chart.)

6. After studying a new set of pictures, students will read the related words and sentences. The pattern is shown at the top of the page along with the related sound picture. Have students identify this pattern and say the sound before reading the page.
7. Students will practice decoding (sounding out) new words in two columns. In the left column, the words are segmented, or separated, to show the separate sound units within the word. Use this column the first time students read the words. Students should put a finger under the first part of the word, say the sound, slide their fingers to the next part, say the sound, slide to the next part, and say the sound. Each sound is to be said distinctly and separately. This is called segmenting the word. The arrows show the direction to move as the word is read. Then students should slide their finger to the same word in the right hand column, and say the word in the regular way, without separating the sounds. This routine can be done individually, in unison in a small group, or in unison with the whole class. Coach the students to maintain a steady rhythm and point to the words as they read.
8. Next students will read sentences containing more words with the new pattern. The sentence pages always use words that can be sounded out using phonics patterns that have been previously taught. It is not necessary for students to guess. If they have trouble with a word, remind them of sound of the letter or phonics pattern that is causing a problem. If students don't recognize a word, they should say the sounds from left to right, repeating smoothly until they recognize the word. Remind them to think about the other words in the sentence and anticipate what words would make sense.
9. Sight words are taught as exceptions to phonics patterns as they are introduced. For example, after learning the ee/feet pattern, students will learn the sight word *been*. After a sight word has been taught, it may appear in any of the sentences that follow that lesson. See the end of this book for a list of sight words that can be used for review.
10. Explain the use of suffixes, contractions, and punctuation as needed.
11. An umbrella over a vowel is a signal to use the u/umbrella sound (short u sound) for that vowel. The letters a (was, what, across, panda) and o (son, from, wonder, money) often have the short u sound.
12. Color coding is used to help students notice the vowel patterns and remember the correct sound. See the inside cover for a list of the colors and related sounds.
13. Each sentence page is shown in two versions. The first page uses color-coded print in the Comic Sans font. The second page has all black print in the Century Schoolbook font. This allows students to practice the color-coded pages first, then practice the pages with all black print.
14. Be sure to read the stories in Practice Stories For Beginning Readers Volume 2, *Go For A Ride* when indicated in the table of contents.


o_e



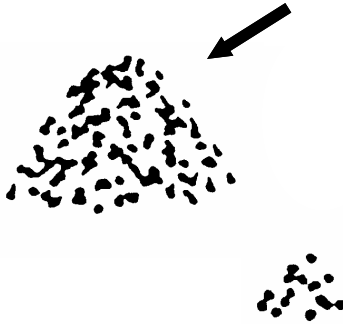
A.




B.




C.




D.



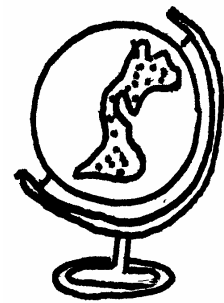
E.




F.




G.



H.



I.



J.



o_e



1. h → o → m → e home

2. n → o → s → e nose

3. th → o → s → e those

4. c → o → n → e cone

5. st → o → n → e stone

6. m → o → r → e more

7. sc → o → r → e score

8. gl → o → b → e globe

9. sm → o → k → e smoke

10. wh → o → l → e whole

o_e



1. Sally is at home.
2. Those trees are tall.
3. Mike dug a deep hole.
4. They jump from stone to stone.
5. Who broke Mom's vase?
6. A flag is at the top of the pole.
7. Paul had an ice cream cone, but it fell.


o_e



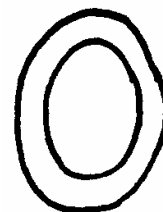
1. Sally is at home.
2. Those trees are tall.
3. Mike dug a deep hole.
4. They jump from stone to stone.
5. Who broke Mom's vase?
6. A flag is at the top of the pole.
7. Paul had an ice cream cone, but it fell.



o_e




A.




B.



C.



D.




E.




F.




G.




H.




I.



J.



_____ upon a time...



1. l → o → v → e love

2. c → o → m → e come

3. d → o → v → e dove


4. n → o → n → e none



5. s → o → m → e some

6. d → o → n → e done

7. gl → o → v → e glove

8. o → n → e one

9.  a → b → o → v → e above

10.  o → n → ce  once

o_e



1. Come to see me at one o'clock.
2. Mom got some milk at the store.
3. None of the children are in bed yet.
4. We have done a lot of reading today.
5. A dove has a nest in that tree.
6. My gloves fell in the mud.
7. I love my mom and dad.

o_e



1. Come to see me at one o'clock.
2. Mom got some milk at the store.
3. None of the children are in bed yet.
4. We have done a lot of reading today.
5. A dove has a nest in that tree.
6. My gloves fell in the mud.
7. I love my mom and dad.



one



once

gone



1. One tree fell.
2. Miss Gray has been gone for three days.
3. The kids have gone to the pet shop.
4. One of them will buy a fish.
5. Once I saw a bird in the attic.
6. Once upon a time, a princess saw a large dragon.
7. Clap your hands one time.

one once gone



1. One tree fell.
2. Miss Gray has been gone for three days.
3. The kids have gone to the pet shop.
4. One of them will buy a fish.
5. Once I saw a bird in the attic.
6. Once upon a time, a princess saw a large dragon.
7. Clap your hands one time.

möve prüve löse



1. My family will move next week.
2. Please move the chair over here.
3. He can prove that he was at home last night.
4. I will prove that I am right.
5. Don't lose your lunchbox.
6. Did Rose lose her backpack?

move prove lose




1. My family will move next week.
2. Please move the chair over here.
3. He can prove that he was at home last night.
4. I will prove that I am right.
5. Don't lose your lunchbox.
6. Did Rose lose her backpack?


oa



A.




B.




C.



D.




E.



F.




G.



H.



I.



J.



oa



1. b → oa → t boat

2. c → oa → t coat

3. g → oa → t goat

4. fl → oa → t float

5. r → oa → d road

6. t → oa → d toad

7. s → oa → p soap

8. g → oa → l goal

9. r → oa → r roar

10. t → oa → s → t toast

oa



1. Kate has a red coat.
2. A goat ate the man's hat.
3. We will go for a ride on Bob's boat.
4. Many logs float in the river.
5. Joan kicked the soccer ball into the goal.
6. We will have eggs and toast for breakfast.
7. Do not drive fast on this road.

oa



1. Kate has a red coat.
2. A goat ate the man's hat.
3. We will go for a ride on Bob's boat.
4. Many logs float in the river.
5. Joan kicked the soccer ball into the goal.
6. We will have eggs and toast for breakfast.
7. Do not drive fast on this road.


oe




A.



B.




C.

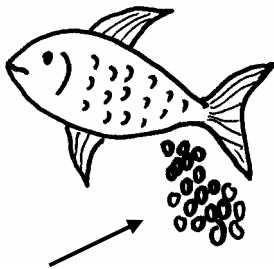


It _____ fast.


D.




E.



F.



G




H.



I.



J.



oe



1. t → oe toe

2. d → oe doe

3. h → oe hoe

4. r → oe roe

5. o → b → oe oboe

6. J → oe Joe

7. g → oe → s goes

8. fl → oe floe

9. w → oe woe

10.  sh → öe  shöe

oe



1. A mother deer is called a doe.
2. Mark chops the weeds in his garden with a hoe.
3. Brad's jeep goes fast.
4. Fish eggs are called roe.
5. Joe can play the oboe.
6. A floe is a big chunk of ice in the sea.
7. Ed bumped his toe.

oe



1. A mother deer is called a doe.
2. Mark chops the weeds in his garden with a hoe.
3. Brad's jeep goes fast.
4. Fish eggs are called roe.
5. Joe can play the oboe.
6. A floe is a big chunk of ice in the sea.
7. Ed bumped his toe.

does

shoe

canoe



1. Does Joe like to swim?

Yes, Joe does like to swim.

2. Did Ed lose his shoe?

Yes, Ed lost his shoe.

3. Does a car go fast?

Yes, a car does go fast.

4. Does a snake have legs?

No, it does not have legs.

5. Can a canoe cross a lake?

Yes, a canoe can cross a lake.

does

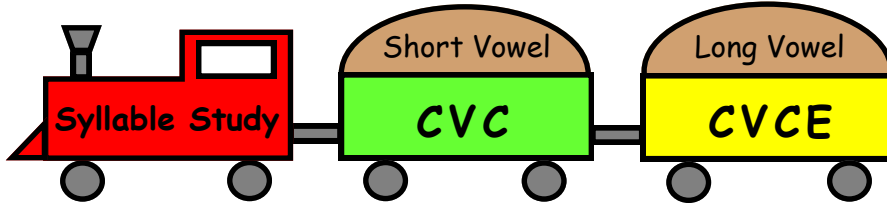
shöe

canöe



*Sight
Words*

1. Does Joe like to swim?
Yes, Joe does like to swim.
2. Did Ed lose his shoe?
Yes, Ed lost his shoe.
3. Does a car go fast?
Yes, a car does go fast.
4. Does a snake have legs?
No, it does not have legs.
5. Can a canoe cross a lake?
Yes, a canoe can cross a lake.



A.




B.



C.




D.




E.

$$\begin{array}{r} 5 \\ +5 \\ \hline 9 \end{array} \times$$


F.



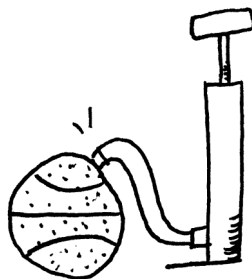
G.



H.



I.



J.



CVC

CVCE

1. cup → cake cupcake

2. in → flate inflate

3. mis → take mistake

4. bon → fire bonfire

5. um → pire umpire

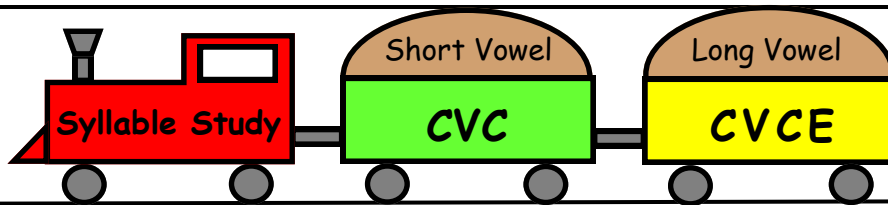
6. in → side inside

7. sun → shine sunshine

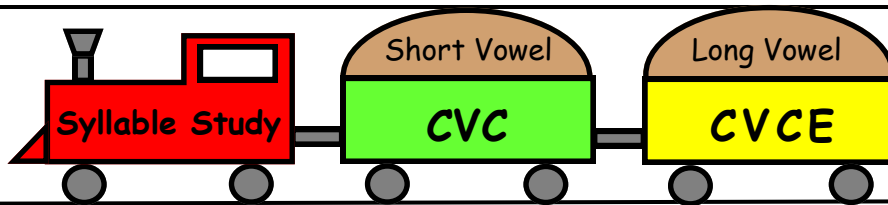
8. rep → tile reptile

9. con → crete concrete


10. flag → pole flagpole



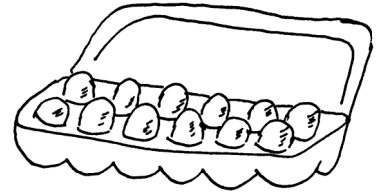
1. If you make a mistake, try to fix it.
2. Sunshine helps the plants in the garden grow.
3. A snake is a reptile that does not have legs.
4. We cooked hotdogs over the campfire.
5. This sidewalk is made of concrete.
6. Dad will inflate the basketball for our team.
7. Mom will serve cupcakes at our party.




1. If you make a mistake, try to fix it.
2. Sunshine helps the plants in the garden grow.
3. A snake is a reptile that does not have legs.
4. We cooked hotdogs over the campfire.
5. This sidewalk is made of concrete.
6. Dad will inflate the basketball for our team.
7. Mom will serve cupcakes at our party.




A.




B.




C.



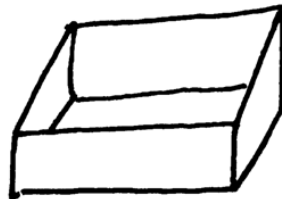
D.



E.



F.




_____ is in the box.

G.

MAY						
	1	2	3	4	5	
6	7	8	9	10	11	12
13	14	15	16	17	18	19
20	21	22	23	24	25	26
27	28	29	30			


H.



I.



J.





1. m → o → n → th month
2. noth → ing nothing
3. o → ven oven
4. shov → el shovel
5. doz → en dozen
6. won → der wonder
7. cov → ers covers
8. mon → ey money
9. hon → ey honey
10. mon → key monkey

o




1. The summer months are hot.
2. Mike dug a hole with his shovel.
3. Mom will buy a dozen eggs at the store.
4. I wonder what is in the box.
5. Bees make honey.
6. Joe will spend his money to get a toy horse.
7. Get under the covers to stay warm in bed.

O



1. The summer months are hot.
2. Mike dug a hole with his shovel.
3. Mom will buy a dozen eggs at the store.
4. I wonder what is in the box.
5. Bees make honey.
6. Joe will spend his money to get a toy horse.
7. Get under the covers to stay warm in bed.


old oll
olt olk




A.



B.



C.



D.



E.




F.



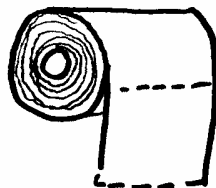
G.



H.



I.



J.



old



oll



olt



olk



1. r → oll roll

2. tr → oll troll

3. c → olt colt

4. b → olt bolt

5. g → old gold

6. c → old cold

7. s → old sold

8. f → old fold

9. h → old hold

10. → old old

old



1. Will we find gold in this cave?
2. I want to hold the puppy.
3. It is cold in the winter.
4. We have three gold fish.
5. The teacher will scold us if we are late.
6. Fold your paper.
7. Her shoes are so old they have holes in them.

old



1. Will we find gold in this cave?
2. I want to hold the puppy.
3. It is cold in the winter.
4. We have three gold fish.
5. The teacher will scold us if we are late.
6. Fold your paper.
7. Her shoes are so old they have holes in them.

oll olt olk



1. My dog likes to roll in the grass.
2. Mom will bake rolls for dinner.
3. Roll the ball to me.
4. A bad troll lives in this cave.
5. A lightning bolt hit the tree.
6. An egg has two parts, the white part and the yolk.
7. Some folks like to stay up late at night.


oll

olt

olk




1. My dog likes to roll in the grass.
2. Mom will bake rolls for dinner.
3. Roll the ball to me.
4. A bad troll lives in this cave.
5. A lightning bolt hit the tree.
6. An egg has two parts, the white part and the yolk.
7. Some folks like to stay up late at night.




A.




B.



C.




D.




E.




F.




G.




H.



I.



J.





1. a → cross across
2. a → las alas
3. a → sleep asleep
4. a → like alike
5. a → lone alone
6. a → fraid afraid
7. a → way away
8. a → round around
9. a → ^{umbrella}bove above
10. a → go ago

a_



1. The chicken walked across the road.
2. Rick is afraid of snakes.
3. Jan and Beth are a lot alike.
4. The car drove away.
5. The dog must stay home alone.
6. The children ran around the track.
7. The baby fell asleep.

☂
a _



1. The chicken walked across the road.
2. Rick is afraid of snakes.
3. Jan and Beth are a lot alike.
4. The car drove away.
5. The dog must stay home alone.
6. The children ran around the track.
7. The baby fell asleep.



again



1. We will do this test again.
2. Sally must wash the dishes again.
3. I hope we will win again.
4. The dog ran away again.
5. It is raining again.
6. Put on your shoes again.




again

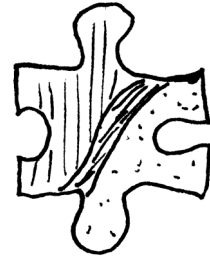


*Sight
Words*


1. We will do this test again.
2. Sally must wash the dishes again.
3. I hope we will win again.
4. The dog ran away again.
5. It is raining again.
6. Put on your shoes again.




A.



B.




C.




D.




E.



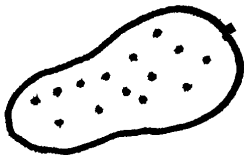
F.




G.



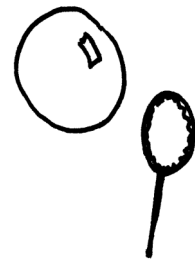
H.



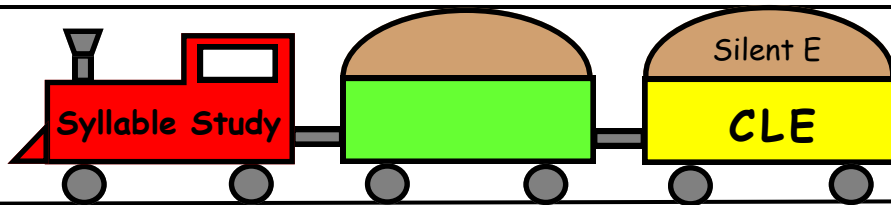
I.



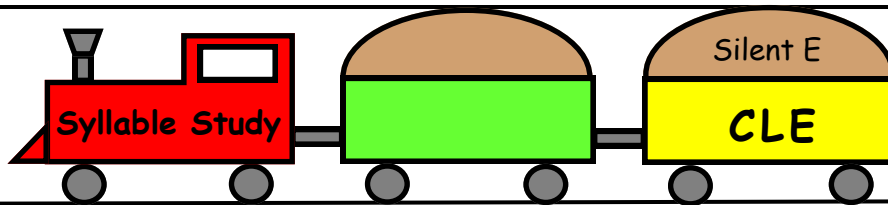
J.



1. lit → tle little
2. pic → kle pickle
3. bub → ble bubble
4. puz → zle puzzle
5. ap → ple apple
6. can → dle candle
7. waf → fle waffle
8. bea → gle beagle
9. pēō^x → ple people
10. cir → cle circle





1. An apple is a good snack.
2. The milk is in the bottle.
3. The man paddles the boat across the river.
4. The boy and girl are standing in a puddle.
5. Stars twinkle in the sky at night.
6. Can you draw a circle?
7. It is fun to make a puzzle.




1. An apple is a good snack.
2. The milk is in the bottle.
3. The man paddles the boat across the river.
4. The boy and girl are standing in a puddle.
5. Stars twinkle in the sky at night.
6. Can you draw a circle?
7. It is fun to make a puzzle.


or



A.



B.




C.




D.




E.



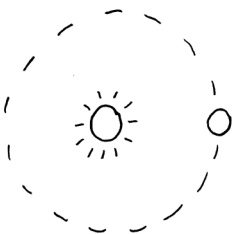
F.



G.



H.




I.



J.




or




1. c → or → n corn
2. c → or → d cord
3. f → or → k fork
4. h → or → n horn
5. h → or → se horse
6. t → or → n torn
7. st → or → m storm
8. or → bit orbit
9. th → or → n thorn
10. for → est forest

or




1. That was a short story.
2. A horse can run fast.
3. Many deer live in the forest.
4. Joan forgot to feed the dog.
5. I will meet you in the morning.
6. The sun came out after the storm.
7. An acorn grows into an oak tree.

or





1. That was a short story.
2. A horse can run fast.
3. Many deer live in the forest.
4. Joan forgot to feed the dog.
5. I will meet you in the morning.
6. The sun came out after the storm.
7. An acorn grows into an oak tree.

or



or



A.




B.



C.




D.



E.




F.




G.



H.




I.




J.



or



or



1. doc → tor

doctor

2. ac → tor

actor

3. mir → ror

mirror

4. rec → ord

record

5. trac → tor

tractor

6. col → or

color

7. sor → ry

sorry

8. bor → row

borrow


9. hor → ror

horror


10. to → mor → row

tomorrow

or




or




1. Lloyd is sick. He will go to the doctor.
2. What color is your car?
3. Mark drives a tractor on his farm.
4. Look in the mirror. What do you see?
5. I am sorry that you are sick.
6. May I borrow your book?
7. Mother will take me to the store tomorrow.

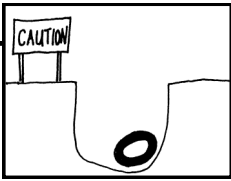
or



or



1. Lloyd is sick. He will go to the doctor.
2. What color is your car?
3. Mark drives a tractor on his farm.
4. Look in the mirror. What do you see?
5. I am sorry that you are sick.
6. May I borrow your book?
7. Mother will take me to the store tomorrow.



Contractions: Put the words together to make one word.
Drop the o and put an apostrophe in its place.

1. did not
didn't

are not
aren't

2. is not
isn't

were not
weren't

3. has not
hasn't

does not
doesn't

4. was not
wasn't

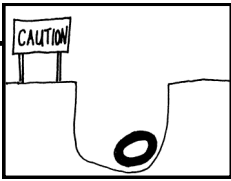
can not
can't

5. have not
haven't

do not
don't

6. had not
hadn't

will not
won't



Contractions: Put the words together to make one word.
Drop the o and put an apostrophe in its place.

1. did not
didn't

are not
aren't

2. is not
isn't

were not
weren't

3. has not
hasn't

does not
doesn't

4. was not
wasn't

can not
can't

5. have not
haven't

do not
don't

6. had not
hadn't

will not
won't

CAUTION



Contractions: Put the words together to make one word.

Drop the o and put an apostrophe in its place.

1. I can't play ball today.
2. Jeff didn't finish his paper.
3. Mom and Dad aren't happy with me.
4. My dog doesn't like cats.
5. Mom hasn't cooked dinner yet.
6. The books weren't in my backpack.
7. The children won't go to school if it snows.



CAUTION

Contractions: Put the words together to make one word.


Drop the o and put an apostrophe in its place.

1. I can't play ball today.
2. Jeff didn't finish his paper.
3. Mom and Dad aren't happy with me.
4. My dog doesn't like cats.
5. Mom hasn't cooked dinner yet.
6. The books weren't in my backpack.
7. The children won't go to school if it snows.



Contractions: Put the words together to make one word.

Drop the a or the wi and fill the space with an apostrophe.



1. you are
you're

they will
they'll

2. they are
they're

you will
you'll

3. we are
we're

he will
he'll

4. I will
I'll


she will
she'll

5. it will
it'll

we will
we'll



Contractions: Put the words together to make one word.
Drop the a or the wi and fill the space with an apostrophe.



1. you are
you're

they will
they'll

2. they are
they're

you will
you'll

3. we are
we're

he will
he'll

4. I will
I'll

she will
she'll

5. it will
it'll

we will
we'll



Contractions: Put the words together to make one word.

Drop the *a* or the *wi* and fill the space with an apostrophe.



1. We're going to the store today.

2. They're playing a game.

3. You're my best friend.

4. I'll try to finish soon.

5. You'll do a good job on this.

6. She'll like this book.

7. They'll eat lunch at the park.




Contractions: Put the words together to make one word.
Drop the *a* or the *wi* and fill the space with an apostrophe.



1. We're going to the store today.
2. They're playing a game.
3. You're my best friend.
4. I'll try to finish soon.
5. You'll do a good job on this.
6. She'll like this book.
7. They'll eat lunch at the park.

wor




A.

cat


B.



C.




D.




E.



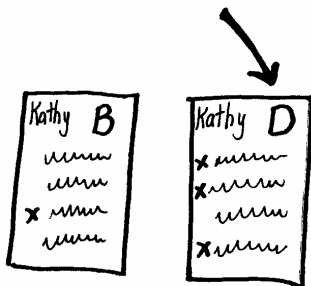
F.




G.



H.



wor



1. wor → k work
2. wor → m worm
3. wor → d word
4. wor → th worth
5. wor → l → d world
6. wor → se worse
7. wor → ry worry
8. wor → ship worship

wor

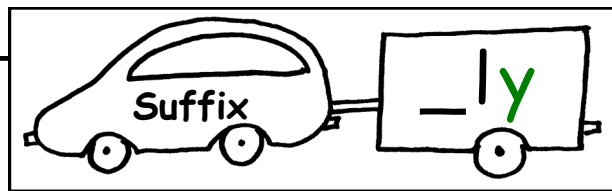


1. I see a worm on the sidewalk.
2. Can you read this big word?
3. Mike will work all night.
4. How much is this car worth?
5. A jet can fly around the world.
6. Don't worry. That dog won't bite you.
7. Yesterday I felt sick, but today I feel worse.

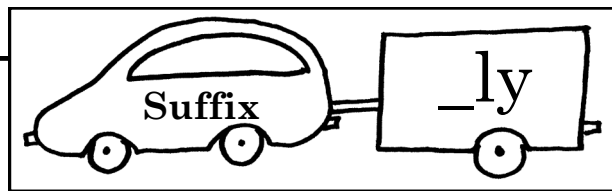
WOR




1. I see a worm on the sidewalk.
2. Can you read this big word?
3. Mike will work all night.
4. How much is this car worth?
5. A jet can fly around the world.
6. Don't worry. That dog won't bite you.
7. Yesterday I felt sick, but today I feel worse.




1. quick → ly quickly
2. slow → ly slowly
3. loud → ly loudly
4. safe → ly safely
5. sweet → ly sweetly
6. fair → ly fairly
7. soft → ly softly
8. firm → ly firmly
9. quiet → ly quietly
10. part → ly partly



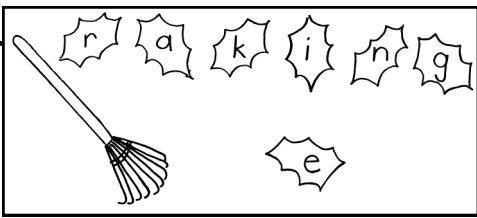
1. quick → ly quickly
2. slow → ly slowly
3. loud → ly loudly
4. safe → ly safely
5. sweet → ly sweetly
6. fair → ly fairly
7. soft → ly softly
8. firm → ly firmly
9. quiet → ly quietly
10. part → ly partly



1. Mother will sing softly to the baby.
2. I will do this work quickly.
3. Our teacher treats the class fairly.
4. The class should line up quietly.
5. The children cross the street safely.
6. The bug crawled slowly up the branch.
7. The dog barked loudly at the mailman.



1. Mother will sing softly to the baby.
2. I will do this work quickly.
3. Our teacher treats the class fairly.
4. The class should line up quietly.
5. The children cross the street safely.
6. The bug crawled slowly up the branch.
7. The dog barked loudly at the mailman.



If a word ends with _e, drop the _e before adding _ed or _ing.

1. wave
waved
waving

smile
smiled
smiling

2. hope
hoped
hoping

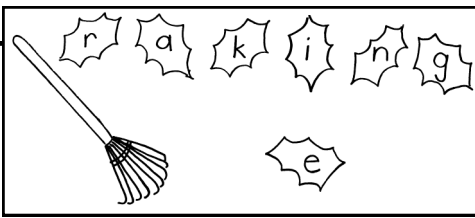
snore
snored
snoring

3. share
shared
sharing

live
lived
living

4. serve
served
serving

rinse
rinsed
rinsing



If a word ends with _e, drop the
_e before adding _ed or _ing.

1. wave
waved
waving

smile
smiled
smiling

2. hope
hoped
hoping

snore
snored
snoring

3. share
shared
sharing

live
lived
living


4. serve
served
serving

rinse
rinsed
rinsing





If a word ends with _e, drop the
_e before adding _ed or _ing.

1. We waved good-bye to mom and dad.
2. Sally was smiling all day long.
3. My brother is raking the lawn.
4. I am hoping for a lot of snow this winter.
5. We have lived in this house for ten years.
6. Dad rinsed the dishes in the sink.
7. The children are sharing their toys.




If a word ends with _e, drop the
_e before adding _ed or _ing.

1. We waved good-bye to mom and dad.
2. Sally was smiling all day long.
3. My brother is raking the lawn.
4. I am hoping for a lot of snow this winter.
5. We have lived in this house for ten years.
6. Dad rinsed the dishes in the sink.
7. The children are sharing their toys.




u_e


A.



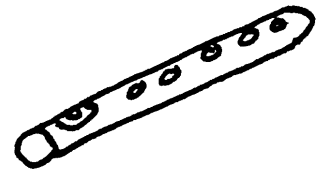
B.



C.



D.




E.



F.



G.




H.



I.

Be kind
to others.

J.



u_e



u_e



1. t → u → b → e tube

2. r → u → l → e rule

3. c → u → r → e cure

4. m → u → l → e mule

5. u → s → e use

6. c → u → b → e cube

7. J → u → n → e June


8. s → u → r → e sure

9. fl → u → t → e flute


10. Nep → tune Neptune




u_e




1. June can play a tune on the flute.
2. The vet will cure the sick mule.
3. Luke has a cute little puppy.
4. Rose was rude to her teacher.
5. Use this tube of toothpaste.
6. Neptune is a huge planet.
7. Are you sure it will snow?



u_e



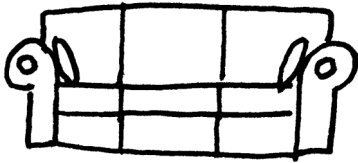
1. June can play a tune on the flute.
2. The vet will cure the sick mule.
3. Luke has a cute little puppy.
4. Rose was rude to her teacher.
5. Use this tube of toothpaste.
6. Neptune is a huge planet.
7. Are you sure it will snow?




A.



B.




C.



D.



E.



F.



G.



H.




I.



J.





1. pan → da panda
2. vil → la villa
3. com → ma comma
4. yuc → ca yucca
5. Af → ric → a Africa
6. so → fa sofa
7. co → la cola
8. co → bra cobra
9. tu → ba tuba
10. ze → bra zebra

_a




1. Panda bears live in China.
2. A villa is a kind of house.
3. A cobra is not safe.
4. Audrey and Brad sat on the sofa to hear the story.
5. Brad plays the tuba in the band.
6. Zebras live in Africa.
7. Yucca plants grow in the desert.

_a




1. Panda bears live in China.
2. A villa is a kind of house.
3. A cobra is not safe.
4. Audrey and Brad sat on the sofa to hear the story.
5. Brad plays the tuba in the band.
6. Zebras live in Africa.
7. Yucca plants grow in the desert.

a




A.



B.




C.



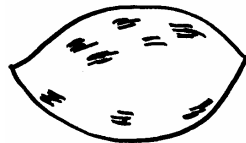
D.



E.



F.



a



1. fa → ther

father

2. la → va[☂]

lava

3. lla → ma[☂]

llama

4. ta → cō

taco

5. pec → an

pecan

6. pa[☂] → ja → ma[☂]s

pajamas

a




1. My father is a good cook.
2. I want to wear my red pajamas tonight.
3. A pecan is a kind of nut.
4. Lava is hot melted rock.
5. A llama is an animal that lives in South America.
6. A taco is good to eat for lunch.


a




1. My father is a good cook.
2. I want to wear my red pajamas tonight.
3. A pecan is a kind of nut.
4. Lava is hot melted rock.
5. A llama is an animal that lives in South America.
6. A taco is good to eat for lunch.



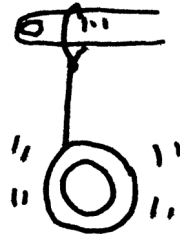
A.




B.




C.



D.



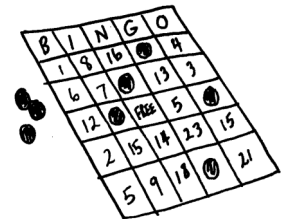
E.




F.



G.



H.



I.



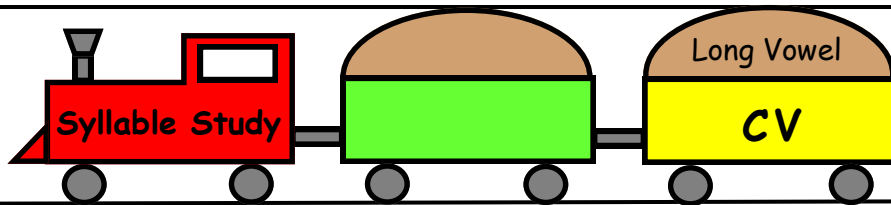
J.



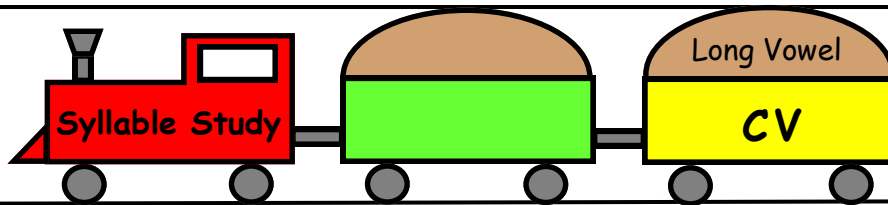
o




1. hip → po hippo
2. ban → jo banjo
3. hel → lo hello
4. bing → o bingo
5. con → do condo
6. yo → yo yo-yo
7. ze → ro zero
8. si → lo silo
9. he → ro hero
10. rhi → no rhino




1. Hello. What is your name?
2. Dad played a song on the banjo.
3. A hippo can walk in the water.
4. It is fun to play bingo games at school.
5. A rhino has a large horn on its head.
6. A silo stores grain on the farm.
7. Do you live in a condo?



1. Hello. What is your name?
2. Dad played a song on the banjo.
3. A hippo can walk in the water.
4. It is fun to play bingo games at school.
5. A rhino has a large horn on its head.
6. A silo stores grain on the farm.
7. Do you live in a condo?




A.




B.




C.




D.



E.



F.



u



1. fl → u

flu

2. men → u

menu

3. kud → zu

kudzu

4. e → mu

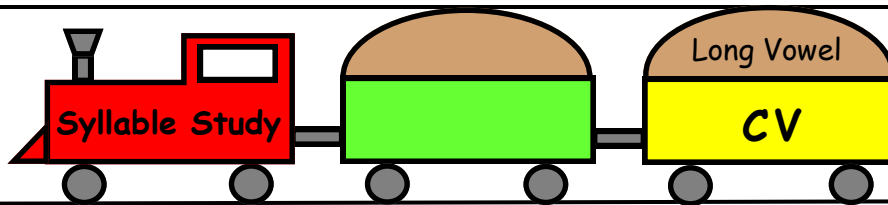
emu

5. tu → tu

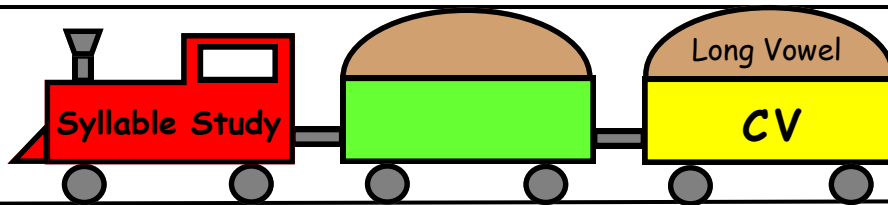
tutu

6. ze → bu

zebu





1. I hope I don't get sick with the flu.
2. What will you order from the menu?
3. Kudzu is a vine that covers the ground and tall trees.
4. An emu is a bird that can run fast, but it cannot fly.
5. The lady wore a tutu in the dance program.
6. A zebu looks like a cow with a hump on its back.



1. I hope I don't get sick with the flu.
2. What will you order from the menu?
3. Kudzu is a vine that covers the ground and tall trees.
4. An emu is a bird that can run fast, but it cannot fly.
5. The lady wore a tutu in the dance program.
6. A zebu looks like a cow with a hump on its back.

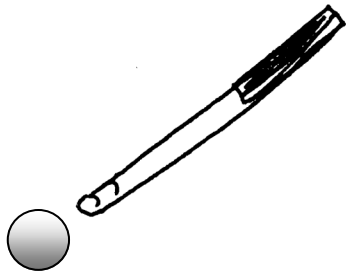
ue



A.



B.



C.




D.



E.




F.




G.



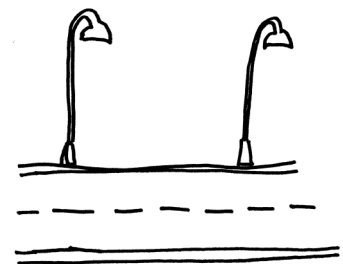
H.



I.



J.



ue



1. gl → ue glue

2. cl → ue clue

3. tr → ue true

4. S → ue Sue

5. c → ue cue

6. res → cue rescue

7. stat → ue statue

8. ar → gue argue

9. tis → sue tissue


10. av → en → ue avenue



ue



1. Sue will wear her blue dress to the party.
2. Please do not spill the glue!
3. This footprint is a clue.
4. The sky is blue today.
5. Who will rescue the lost puppy?
6. Do not argue with your brother.
7. June lives on Pine Avenue.




ue




1. Sue will wear her blue dress to the party.
2. Please do not spill the glue!
3. This footprint is a clue.
4. The sky is blue today.
5. Who will rescue the lost puppy?
6. Do not argue with your brother.
7. June lives on Pine Avenue.


ui




A.




B.



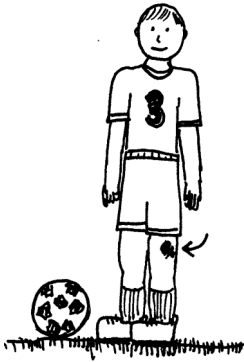
C.



D.



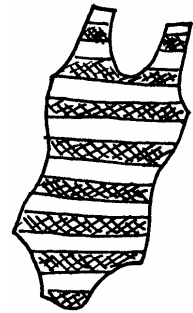
E.



F.



G.



ui



1. s → ui → t suit

2. fr → ui → t fruit

3. j → ui → ce juice


4. cr → ui → se cruise

5. br → ui → se bruise

6. swim → suit swimsuit


7. suit → case suitcase

ui




1. Fruit is a healthy snack.
2. I packed my swimsuit in my suitcase.
3. We will go on a cruise to Alaska next summer.
4. Luke bruised his leg when he bumped it.
5. Do you want apple juice or grape juice?
6. Joe wore his black suit to the wedding.
7. Mom cut the grapefruit.


ui




1. Fruit is a healthy snack.
2. I packed my swimsuit in my suitcase.
3. We will go on a cruise to Alaska next summer.
4. Luke bruised his leg when he bumped it.
5. Do you want apple juice or grape juice?
6. Joe wore his black suit to the wedding.
7. Mom cut the grapefruit.



ew



A.



B.



C.




D.




E.



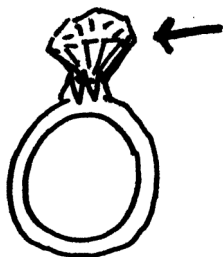
F.



G.



H.



I.



J.



ew



1. fl → ew flew

2. bl → ew blew

3. st → ew stew

4. dr → ew drew

5. f → ew few


6. p → ew pew

7. thr → ew threw

8. scr → ew screw

9. cash → ew cashew

10. jew → ew jewel



ew



1. Dogs like to chew on bones.
2. The bluebird flew to its nest.
3. The boy drew a large dog.
4. We will have beef stew for supper.
5. The flowers grew tall in the warm sun.
6. The wind blew the leaves across the yard.
7. A few children went home after lunch.




ew

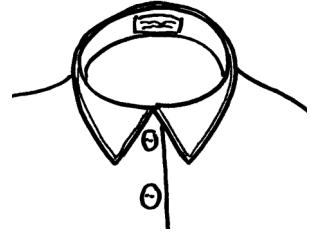


1. Dogs like to chew on bones.
2. The bluebird flew to its nest.
3. The boy drew a large dog.
4. We will have beef stew for supper.
5. The flowers grew tall in the warm sun.
6. The wind blew the leaves across the yard.
7. A few children went home after lunch.

ar




A.




B.




C.




D.




E.




F.




G.



H.




ar




1. dol → lar dollar
2. liz → ard lizard
3. cou → gar cougar
4. pil → lar pillar
5. po → lar polar
6. wiz → ard wizard
7. col → lar collar
8. so → lar solar

ar



1. A cougar is a big wildcat.
2. Jeff found a dollar on the sidewalk.
3. The house has tall pillars on the front porch.
4. A lizard is on the wall.
5. Polar bears live near the North Pole.
6. The sun gives us solar power.
7. The wizard had a magic wand.


ar




1. A cougar is a big wildcat.
2. Jeff found a dollar on the sidewalk.
3. The house has tall pillars on the front porch.
4. A lizard is on the wall.
5. Polar bears live near the North Pole.
6. The sun gives us solar power.
7. The wizard had a magic wand.

ar

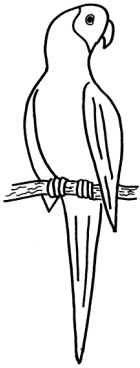
Name Brad
Spelling **A**
ground out
mouth couch
flour shout
mountain loud




A.



B.




C.




D.




E.



F.



G.




H.





ar

Name: _____
Bread
Spelling
ground out
mouth catch
flour shout
meringue seal





1. car → ry carry
2. car → rot carrot
3. car → ol carol
4. par → ent parent
5. par → rot parrot
6. mar → ry marry
7. bar → rel barrel
8. spar → row sparrow

ar



1. Larry filled the barrel with water.
2. Sue's parents went to see a play.
3. A parrot has a loud call.
4. Mary fed the horse a carrot.
5. Harry will carry the box to the attic.
6. The sparrow looked for seeds in the grass.
7. The children sang a carol.

ar



1. Larry filled the barrel with water.
2. Sue's parents went to see a play.
3. A parrot has a loud call.
4. Mary fed the horse a carrot.
5. Harry will carry the box to the attic.
6. The sparrow looked for seeds in the grass.
7. The children sang a carol.

Contractions



1. Let us

Let's

2. I am

I'm

3. You are

You're

4. We are

We're

5. They are

They're

6. Who are

Who're

7.

8.

9.

Contractions



1. Let us Let's
2. I am I'm
3. You are You're
4. We are We're
5. They are They're
6. Who are Who're
- 7.
- 8.
- 9.



Contractions



1. Let's go to the zoo today.
2. I'm almost finished with my work.
3. You're the winner of the contest.
4. They're ready to eat lunch now.
5. We're going to have a lot of fun at the party.
6. The children who're finished may read a book.





Contractions

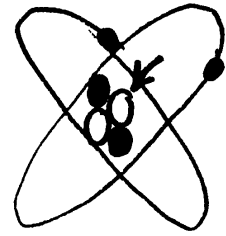


1. Let's go to the zoo today.
2. I'm almost finished with my work.
3. You're the winner of the contest.
4. They're ready to eat lunch now.
5. We're going to have a lot of fun at the party.
6. The children who're finished may read a book.

eū



A.




B.




C.




D.



E.



F.



eū



1. f → eu → d feud


2. sl → eu → th sleuth

3. neu → tron neutron


4. streu → sel streusel

5. Eu → gene Eugene


6. Eu → [☂]rope Europe



eu



1. Europe is a continent on the other side of the world.
2. Eugene plays soccer on my team.
3. Larry and Luke have been in a feud all year long.
4. Eureka! I found the answer.
5. The sleuth found a clue in the grass.
6. A neutron is a small particle of matter.




eu




1. Europe is a continent on the other side of the world.
2. Eugene plays soccer on my team.
3. Larry and Luke have been in a feud all year long.
4. Eureka! I found the answer.
5. The sleuth found a clue in the grass.
6. A neutron is a small particle of matter.

The sounds are "ē, ī" but it's spelled "ī, ē".


ie




ie




A.



B.



C.




D.



E.



F.



G.




H.



I.



J.



ie



ie



1. f → ie → l → d field
2. ch → ie → f chief
3. f → ie → r → ce fierce
4. sh → ie → l → d shield
5. mö → vie movie
6. t → ie tie
7. p → ie pie
8. l → ie lie
9. d → ie die
10. cr → ie → s cries

ie



ie



1. Wild horses ran across the field.
2. The knight will carry his shield into battle.
3. A chief must be wise and brave.
4. A fierce bear lives in this cave.
5. Larry can tie his new shoes.
6. Do you want a piece of apple pie or pumpkin pie?
7. Why did you lie to me?

ie



ie



1. Wild horses ran across the field.
2. The knight will carry his shield into battle.
3. A chief must be wise and brave.
4. A fierce bear lives in this cave.
5. Larry can tie his new shoes.
6. Do you want a piece of apple pie or pumpkin pie?
7. Why did you lie to me?

friend




1. I will help my friend rake the leaves.
2. Will you be my friend?
3. Friends like to play together.
4. All of my friends will come to my party.
5. Let's be friends.
6. That is a friendly puppy.

friend




1. I will help my friend rake the leaves.
2. Will you be my friend?
3. Friends like to play together.
4. All of my friends will come to my party.
5. Let's be friends.
6. That is a friendly puppy.


ur



A.




B.



C.




D.




E.



F.




G.



H.




I.



J.




ur




1. p → ur → se purse
2. c → ur → ve curve
3. tur → tle turtle
4. s → ur → f surf
5. b → ur → n burn
6. ch → ur → ch church
7. ch → ur → n churn
8. tur → nip turnip
9. tur → key turkey
10. n → ur → se nurse

ur



1. Sally has many turtles in her yard.
2. The girl forgot her purse.
3. Turn off the light.
4. The campfire will burn all night.
5. Cats have fur to keep them warm.
6. Mom will cook turkey for Thanksgiving.
7. The nurse weighed the baby.

ur



1. Sally has many turtles in her yard.
2. The girl forgot her purse.
3. Turn off the light.
4. The campfire will burn all night.
5. Cats have fur to keep them warm.
6. Mom will cook turkey for Thanksgiving.
7. The nurse weighed the baby.

bury




1. The dog will bury his bone in the back yard.
2. Anna will bury her dead fish.
3. The sailors will bury the chest that is filled with gold.

bury




1. The dog will bury his bone in the back yard.
2. Anna will bury her dead fish.
3. The sailors will bury the chest that is filled with gold.

ear



A.



B.



C.




D.




E.



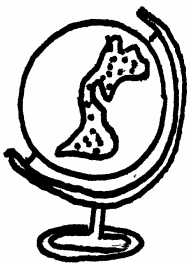
F.




G.



H.




ear




1. l → ear → n learn
2. p → ear → l pearl
3. h → ear → d heard
4. s → ear → ch search
5. ear → th earth
6. ear → n earn
7. ear → ly early
8. re → h → ear → se rehearse

ear



1. We will get up early to go fishing.
2. Please help me search for my lost dog.
3. How much money did you earn today?
4. Sue found a pearl inside the clam.
5. The moon travels in an orbit around the earth.
6. What did you learn at school today?
7. I heard that you won the contest.

ear



1. We will get up early to go fishing.
2. Please help me search for my lost dog.
3. How much money did you earn today?
4. Sue found a pearl inside the clam.
5. The moon travels in an orbit around the earth.
6. What did you learn at school today?
7. I heard that you won the contest.

heart




1. I draw a heart on paper.
2. I color the heart red.
3. I cut the heart out.
4. I glue the heart onto a piece of blue paper.
5. I put some words on the heart.
6. The words on the heart say "I love you."
7. I give the heart to mom and dad.

heart




1. I draw a heart on paper.
2. I color the heart red.
3. I cut the heart out.
4. I glue the heart onto a piece of blue paper.
5. I put some words on the heart.
6. The words on the heart say, "I love you."
7. I give the heart to mom and dad.


our



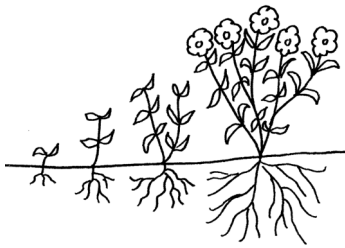
A.



B.



C.



D.




E.



This food will _____ the baby.

F.




These are _____ foods.


G.



H.




our




1. jour → nal journal
2. jour → ney journey
3. cour → age courage
4. cour → tes → y courtesy
5. fl → our → ish flourish
6. tour → na → ment tournament
7. nour → ish nourish
8. nour → ish → ing nourishing

our



1. Sue keeps her journal in her desk.
2. The king went on a long journey to find the princess.
3. Flowers flourish in the spring time.
4. Fruit can be a good part of a nourishing meal.
5. It is common courtesy to say please and thank you.
6. Who will win the tennis tournament?
7. Sometimes it takes courage to do the right thing.

our




1. Sue keeps her journal in her desk.
2. The king went on a long journey to find the princess.
3. Flowers flourish in the spring time.
4. Fruit can be a good part of a nourishing meal.
5. It is common courtesy to say please and thank you.
6. Who will win the tennis tournament?
7. Sometimes it takes courage to do the right thing.

kn



A.




B.




C.



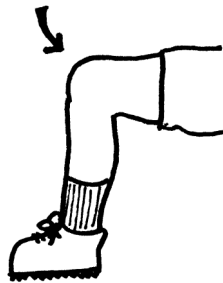
D.



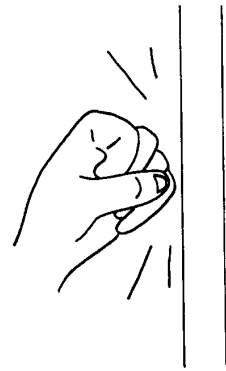
E.



F.



G.



H.



I.



J.



kn



1. kn → o → t knot

2. kn → o → b knob

3. kn → i → t knit

4. kn → o → ck knock

5. kn → ee knee

6. kn → ee → l kneel

7. kn → i → f → e knife

8. kn → igh → t knight

9. kn → ow know

10. kn → ick → ers knickers

kn




1. This knife is very sharp.
2. The brave knight rode a white horse into battle.
3. Eugene will tie a knot in the rope.
4. Grandmother is knitting a red cap for me.
5. Do you know how to play football?
6. The children heard a loud knock at the door.
7. Sue fell down and hurt her knee.

kn




1. This knife is very sharp.
2. The brave knight rode a white horse into battle.
3. Eugene will tie a knot in the rope.
4. Grandmother is knitting a red cap for me.
5. Do you know how to play football?
6. The children heard a loud knock at the door.
7. Sue fell down and hurt her knee.

wr



A.



B.



C.



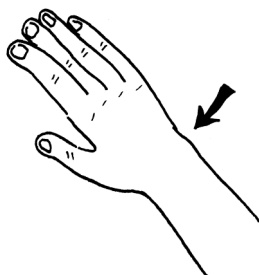
D.



E.



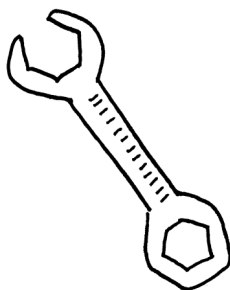
F.



G.



H.




I.

$$\begin{array}{r} +555 \\ 9 \overline{) } \\ \hline \end{array} \quad \times$$

J.



wr



1. wr → e → n wren

2. wr → e → n → ch wrench

3. wr → e → ck wreck

4. wr → i → s → t wrist

5. wr → ong wrong

6. wr → a → p wrap


7. wr → a → th wrath

8. wr → i → t → e write

9. wr → ea → th wreath


10. wr → in → kle wrinkle

wr



1. Drive the car with care so you won't have a wreck.
2. The wrench is in the toolbox.
3. I think you are wrong about that.
4. Yesterday we wrote a story about a dragon.
5. Ross hurt his wrist playing tennis.
6. How did this shirt get so many wrinkles?
7. June wrapped a present for her dad.

wr



1. Drive the car with care so you won't have a wreck.
2. The wrench is in the toolbox.
3. I think you are wrong about that.
4. Yesterday we wrote a story about a dragon.
5. Ross hurt his wrist playing tennis.
6. How did this shirt get so many wrinkles?
7. June wrapped a present for her dad.


gh
gh




A.



B.



C.




D.



E.




F.



G.



H.



I.




J.



gh



gh



1. gh → **ō**st gh**o**st
2. **a** → gh**a**st a**g**h**a**st
3. gh**e**t → t**ō** gh**e**tt**o**
4. [☂]sp**a** → gh**e**t → t**i** sp**a**gh**e**tti
5. **A**l → l**e** → gh**e** → n**y** **A**ll**e**gh**e**n**y**
6. str → **a**i → gh → t str**a**igh**t**
7. thr → **o**u → gh thr**o**ugh
8. c → **a**u → gh → t c**a**ugh**t**
9. d → **a**u → gh → t**e**r d**a**ugh**t**e**r**
10. t → **a**u → gh → t t**a**ugh**t**

gh



gh



1. Paul thinks he saw a ghost in the forest.
2. We will eat spaghetti for supper tonight.
3. Those poor children live in a ghetto.
4. The teacher was aghast at his bad manners.
5. Go straight through the woods. Do not stop.
6. The man caught a fish.
7. The lady taught her daughter how to knit.
















gh






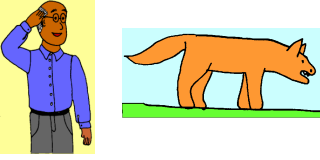

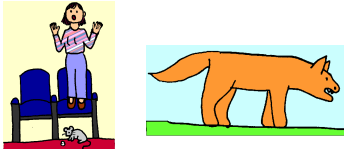

























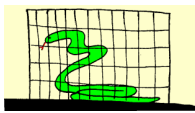
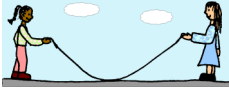




gh

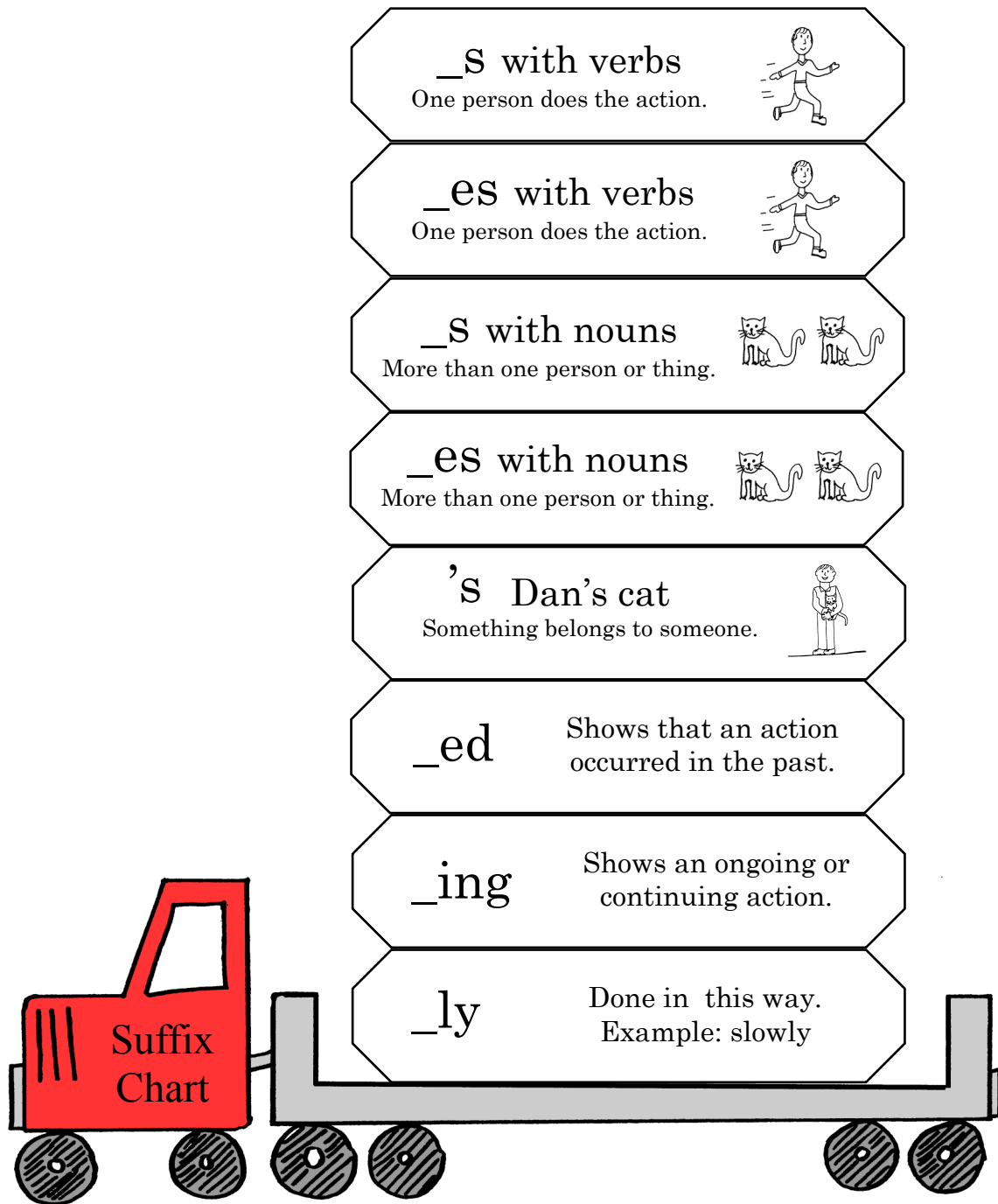


1. Paul thinks he saw a ghost in the forest.
2. We will eat spaghetti for supper tonight.
3. Those poor children live in a ghetto.
4. The teacher was aghast at his bad manners.
5. Go straight through the woods. Do not stop.
6. The man caught a fish.
7. The lady taught her daughter how to knit.

<p>a ant</p> 	<p>e egg ea head</p> 	<p>i in</p> 
<p>a apron a_e safe ai rain ay play</p> 	<p>e emu ee see e_e here ey key ea eat ei ceiling ie shield</p> 	<p>i island i_e pine igh night ind find ild child ie tie</p> 
<p>äll ball al salt alk talk aw saw au Paul wa_ wasp</p> 	<p>ë ballet eigh sleigh ei veil ey they</p> 	<p>ï pizza</p> 
<p>o ox a father</p> 	<p>u up a was o son</p> 	
<p>o ocean ow snow o_e home oa boat oe toe old gold olt bolt oll roll olk yolk</p> 	<p>u uniform u_e cube ue cue ui fruit ew few eu Europe</p> 	
<p>ö to ou soup oo moon</p> 	<p>ü püsh oo book ould should</p> 	

<p>ar car</p> 	<p>ar dollar</p> 	<p>ar carrot</p>  
<p>er her</p> 	<p>er heron</p> 	
<p>ir bird</p> 		
<p>or horse</p> 	<p>or mirror</p> 	<p>or sorry</p> 
<p>wor worm</p> 	<p>y yes</p> 	<p>ou ouch</p> <p>ow cow</p> 
<p>ur purse</p> 	<p>y funny</p> 	
<p>ear early</p> 	<p>y my</p> 	<p>oi oil</p> <p>oy boy</p> 
<p>our journal</p> 		

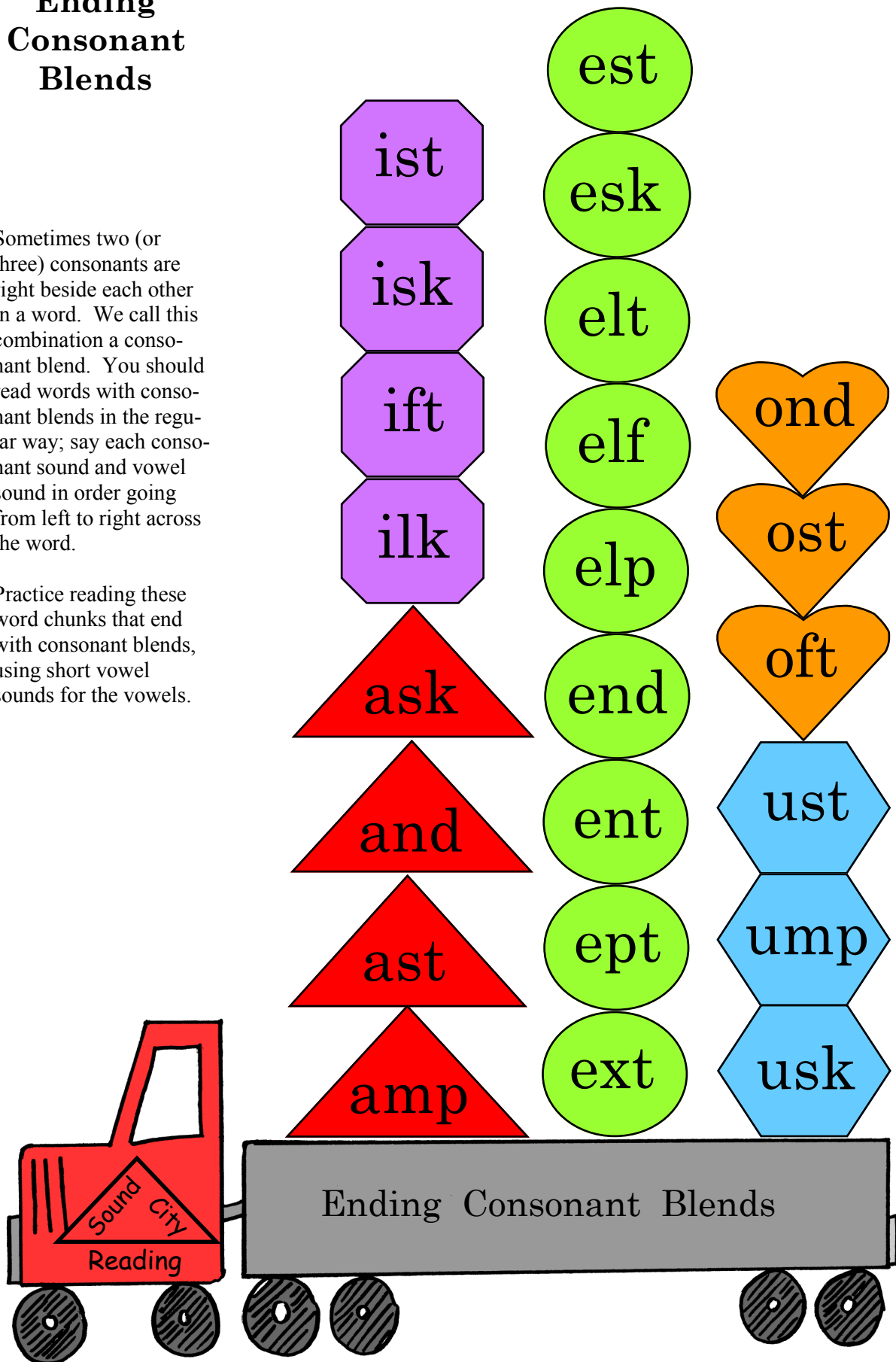
<p>sh ship </p>	<p>th thumb </p> <p>th this </p>	<p>ack sack </p> <p>eck neck</p> <p>ick pick</p> <p>ock lock</p> <p>uck duck</p>
<p>_ve give </p>	<p>ch chicken </p>	<p>atch match </p> <p>etch fetch</p> <p>itch pitch</p> <p>otch notch</p> <p>utch Dutch</p>
<p>anch ranch </p> <p>ench bench</p> <p>inch pinch</p> <p>onch conch</p> <p>unch lunch</p>	<p>wh when </p> <p>wh who </p>	<p>ang sang </p> <p>eng length</p> <p>ing ring</p> <p>ong long</p> <p>ung hung</p>
<p>ank bank </p> <p>ink wink</p> <p>onk honk</p> <p>unk junk</p>	<p>ce cent </p> <p>ce dance</p> <p>ci pencil</p> <p>cy cyst</p>	<p>ge gem </p> <p>ge fringe</p> <p>gi magic</p> <p>gy gym</p>
<p>kn knife </p>	<p>wr wren </p>	<p>gh ghōst </p> <p>gh straight </p>



Ending Consonant Blends

Sometimes two (or three) consonants are right beside each other in a word. We call this combination a consonant blend. You should read words with consonant blends in the regular way; say each consonant sound and vowel sound in order going from left to right across the word.

Practice reading these word chunks that end with consonant blends, using short vowel sounds for the vowels.



Beginning Consonant Blends

These are the beginning consonant blends. To say a consonant blend, just say the sound of each letter in order. Use this chart to practice saying each beginning blend.

st	pr	tw
sp	tr	dw
sm	br	cl
sn	cr	fl
sc	dr	gl
sk	fr	pl
sw	gr	sl
squ	scr	bl
	spr	spl
	str	

Sight Word Review



 a	^z is	tö	hē	gō
 A	^z his	dö	mē	nō
 was	^z as	^x twö	wē	sō
 of	^z has	^x whö	bē	ōr
 son	bōth	^x whöm	shē	fōr
 won	ī	^x whöse	yōu	fōur
 from	rich	intö	yöur	thōugh ^x ^x
 front	which	ontö	thrōugh ^x ^x	mōst
 the	such	live	^k schööl	pōst
 what	much	give	püt	püll
 nothing	 month	have	püsh	füll

Sight Word Review



dōor	are	where	 cover	very
pōor	wālk	there	 wonder	busy
flōor	tālk	were	wāter	any
coüld	wānt	 compete	 honey	many
wōüld	wāsh	 complete	 money	only
shōüld	wātch	wōn't	 monkey	my
wind	ālsō	dōn't	they	by
said	ālmōst	 mother	 convey	steak
says	ālthōugh	 brother	Mr.	break
eight	āltōgether	 other	Mrs.	great
orange 	been	tōgether		their

Sight Word Review




love	gone	oven	sure	
dove	move	shovel	father	
come	prove	dozen	sew	
some	lose	people	sugar	
done	broad	tomorrow	friend	
none	cupboard	color	cookie	
one	shoe	work	movie	
once	canoe	word	bury	
above	does	world	heart	
among	yolk		ghost	
again	folks		straight	

These are the vowel sounds. Practice saying the sound for each letter or letter pattern.

Short Vowels

a



e



i



o




u




Long Vowels

ā



ē



ī



ō




ū




Special Vowels

ä




ë



ï



ö




ü




Bossy R Sounds


ar




or




ir












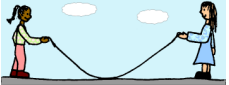








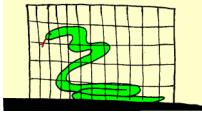






er



ur



These are the consonant and short vowel sounds in alphabetical order.
Practice saying the sound for each letter.

A a 	B b 	C c 	D d 	E e 	
F f 	G g 	H h 	I i 	J j 	
K k 	L l 	M m 	N n 	O o 	
P p 	Q q 	R r 	S s 	T t 	
U u 	V v 	W w 	X x 	Y y 	Z z 